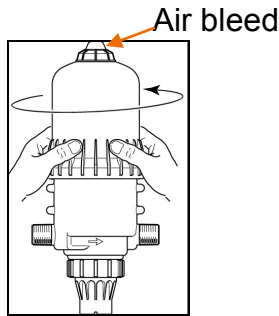




# DI Series Piston Identification

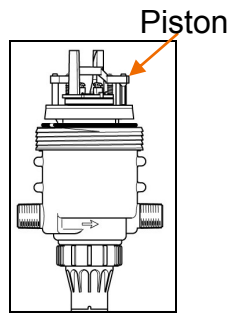
## Step 1

Relieve the pressure inside the unit by pushing the air bleed button and open the blue bell housing.



## Step 2

Look inside the unit - It can be equipped with one of four different pistons. Please review the pictures below to identify yours (P1, P2, PX or PY).




**P1 Piston with red parts**



**P2 Piston with blue parts**



**PX Piston with white & tan parts and coil spring**



**PY Piston with white & tan parts and wire spring**

