



# Automate Your Nutrient Delivery

The Nutrient Delivery System (NDS) is an assembly of high-quality dosers connected with easy-to-configure kits. The NDS thrives anywhere, from greenhouse environments to outdoors, allowing installation in any application.

The NDS features both Dosatron and Etatron dosers whose proven technology of reliability and accuracy has been upheld for over 40 years.

- Automate the Nutrient Delivery process to reduce human error, decrease labor cost and increase profits
- Repeatable performance with a simple interface
- Modular Kit concept allows for a customized system to fit every application
- Outstanding Customer Service and Support



## Etatron's features and benefits include:

- Energy saving microprocessor metering pump
- Provides consistent dosing
- Standard PVDF solenoid head
- Equipped with ceramic ball valves
- Compact design
- IP65 acid resistant housing
- Easy-to-read, backlit graphic display
- Programmable dosing from water meter signal, automatically adjusting the frequency of the dose based on the flow rate



## Dosatron's features and benefits include:

- Water-powered, no electricity is needed
- Easy to adjust, just turn the dial to set the necessary dosage rate
- Volumetric proportioning, ensuring the mixture remains consistent, regardless of variations in pressure and flow
- Piston technology, mixing the water flowing through the doser with the concentrate for a blended solution



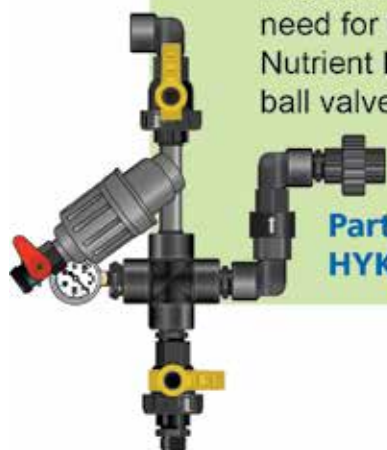
# LO-FLO SERIES

## How to Configure Your Lo-Flo System with Dosatron's Nutrient Delivery System Kits

### DAB Starter Kit

This kit includes all the parts you need for the inlet of your Nutrient Delivery System, from ball valves to Teflon® tape!

Economical Design!



Part #: HYKSTART-DAB

1



### Mixing Chamber Kit

This kit will enhance the blending as the solution passes through. It's a must have for silicates!

Part #: HYKMC34

2

\*\*Mixing Chamber Sleeve Sunshade sold separately.

Part #: MC34-SHADE



## It's easy.

1. Determine the number of liquid solutions you will be injecting
2. Decide which injection range you need for each unit in mL or tsp
3. **Choose your dosers by referring to the chart on the back page**
4. **Pick the NDS Kits that you need from the chart below**
5. If you have any question, call **1-800-523-8499** or **CHAT** at **www.dosatronusa.com** or **www.dilutionsolutions.com**

### Water Hammer Arrestor Kit

4

If using solenoid valves, this kit protects the NDS from water hammer, keeping the system clicking for years to come.

Part #: **WHA34-SS-KIT**



### Monitor Kit

3

The in-line nutrient monitor measures and displays your well-blended outgoing solution providing peace of mind.

\*Multiple monitor options available.

Part #: **HYKMON**

\*\*Mixing Chamber Sleeve Sunshade sold separately.

Part #: **MC34-SHADE**



NOTE: Installation illustrations are to be used as a reference guide only.

# ULTIMATE DELIVERY SYSTEM

## NDS Etatron eOne Micro-Doser System

## NDS Dosatron Lo-Flo and Hi-Flo Kits

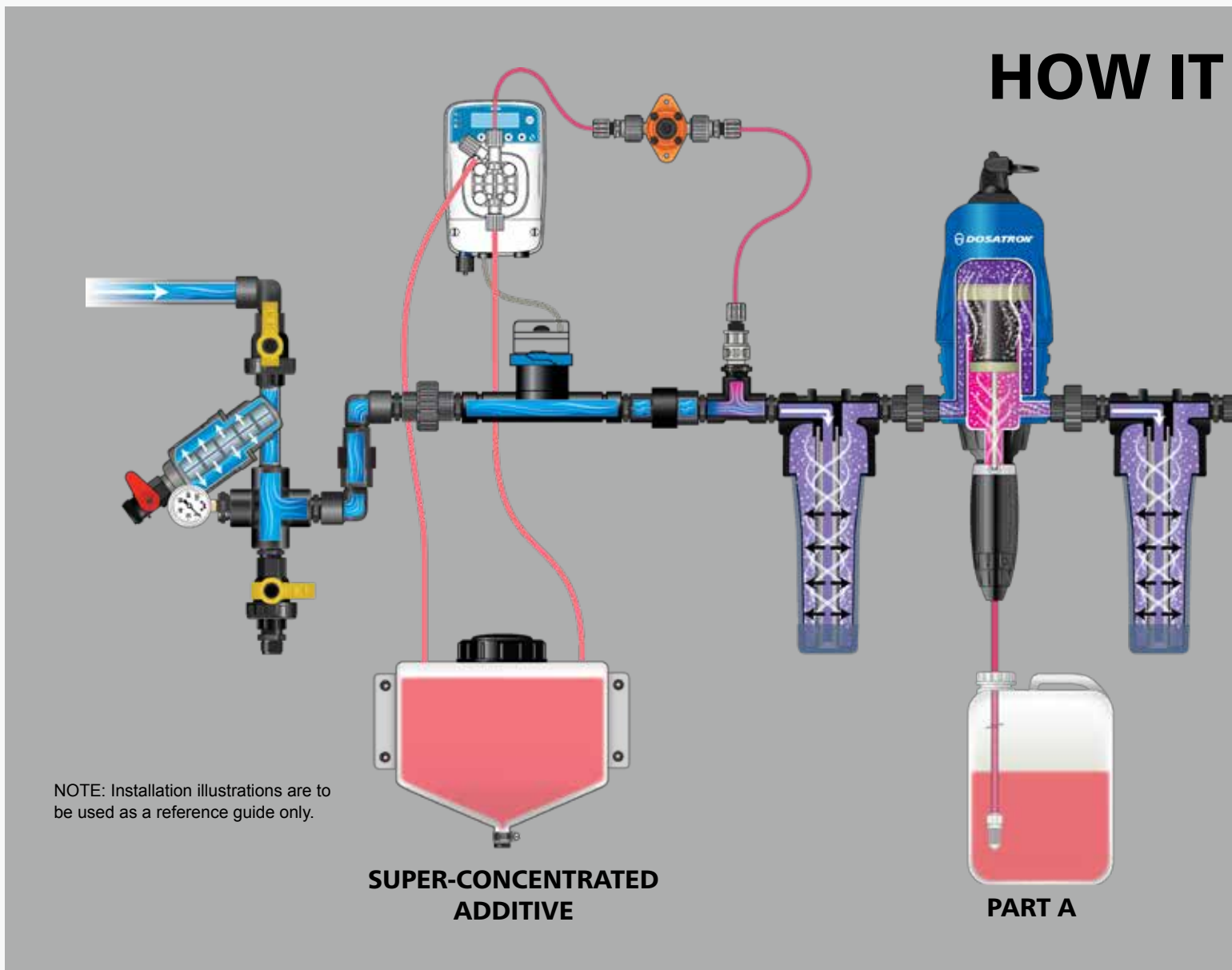


The Etatron eOne Micro-Doser and the Dosatron Lo- and Hi-Flo Dosers, are the perfect combination to customize a delivery system for your specific applications. The blending of these dosers brings the ultimate in reliability and functionality, in one system — The Nutrient Delivery System!

The Etatron eOne accurately doses super-concentrated products into an existing fertigation system. It hits the targets that many of the high-value products, on the market, demand.



- You can adjust the amount dispensed with every stroke
- Dial into micro-dose, down to 0.25 mL per gallon depending on flow rate.
- Allow for the ultimate in reliability and functionality in one system
- Designed to be in unison with the NDS



NOTE: Installation illustrations are to be used as a reference guide only.

**SUPER-CONCENTRATED  
ADDITIVE**

**PART A**





**DOSATRON®**

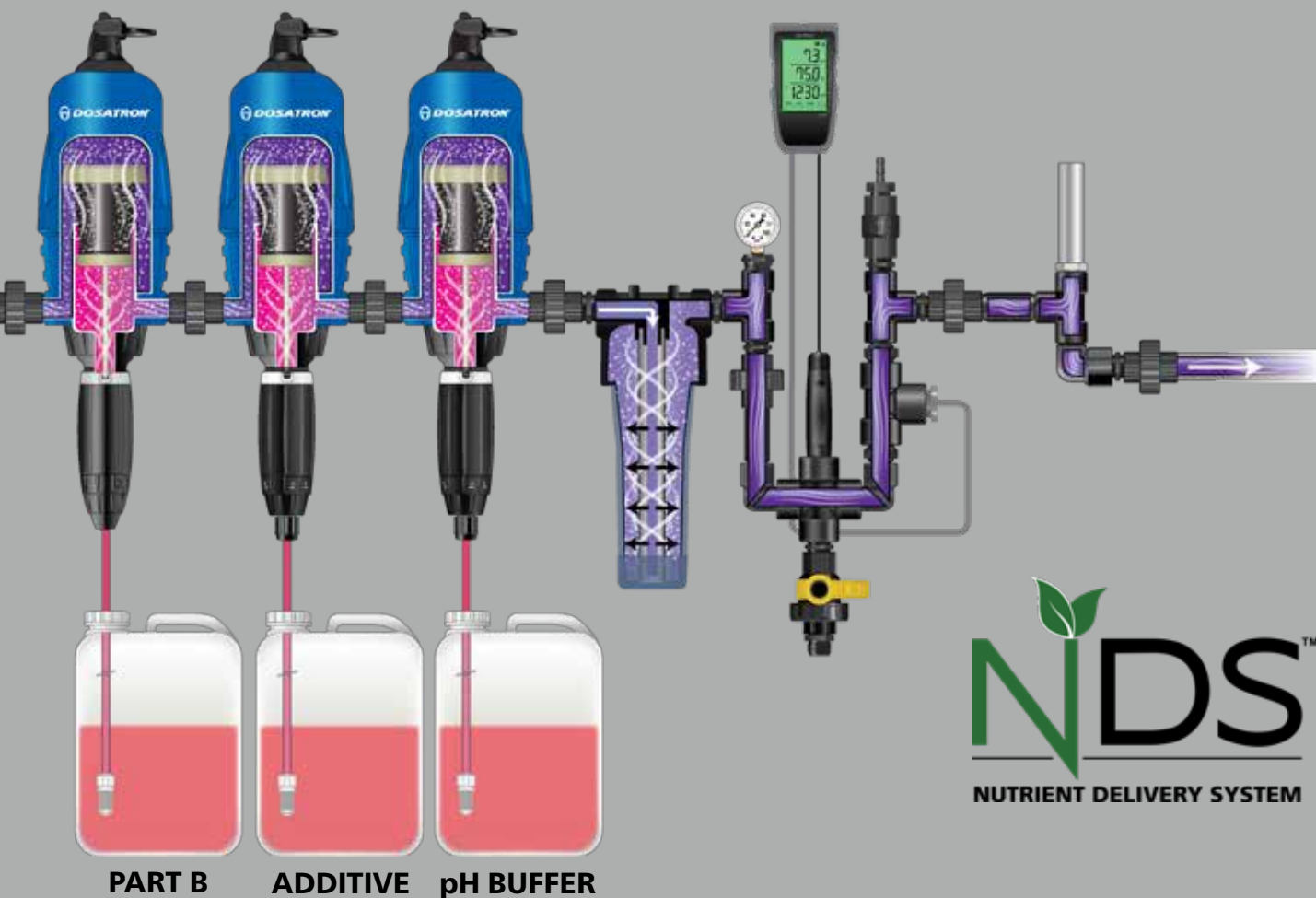
*WATER POWERED DOSING TECHNOLOGY*

The Dosatron Lo-Flo and Hi-Flo Series:

- Automates the nutrient delivery process so it accurately dispenses the desired solution
- Utilizes **different nutrients, additives, or supplements**, plus a pH adjuster for a perfect, well-blended solution
- Makes the time draining practice of “measure and pour” a thing of the past
- Saves you time and money by eliminating hand mixing

**Works with  
Various  
Substrates  
and Irrigation  
Methods**

**WORKS**



# HI-FLO SERIES

## How to Configure Your Hi-Flo System with Dosatron's Nutrient Delivery System Kits



### Starter Kit

This kit includes all the parts you need to get started with your Nutrient Delivery System, from ball valves to Teflon® tape!

Part #:  
HYKSTART150

1



### Mixing Chamber Kit

This kit will enhance the blending as the solution passes through. It's a must have for silicates!

2

Part #:  
HYKMC150



## It's easy.

1. Determine the number of liquid solutions you will be injecting
2. Decide which injection range you need for each unit in mL or tsp
3. **Choose your dosers by referring to the chart on the back page**
4. **Pick the NDS Kits that you need from the chart below**
5. If you have any question, call **1-800-523-8499** or **CHAT** at **www.dosatronusa.com** or **www.dilutionsolutions.com**

### Water Hammer Arrestor Kit

4

If using solenoid valves, this kit protects the NDS from water hammer, keeping the system clicking for years to come.

**Part #:**  
**WHA150-SS-KIT**



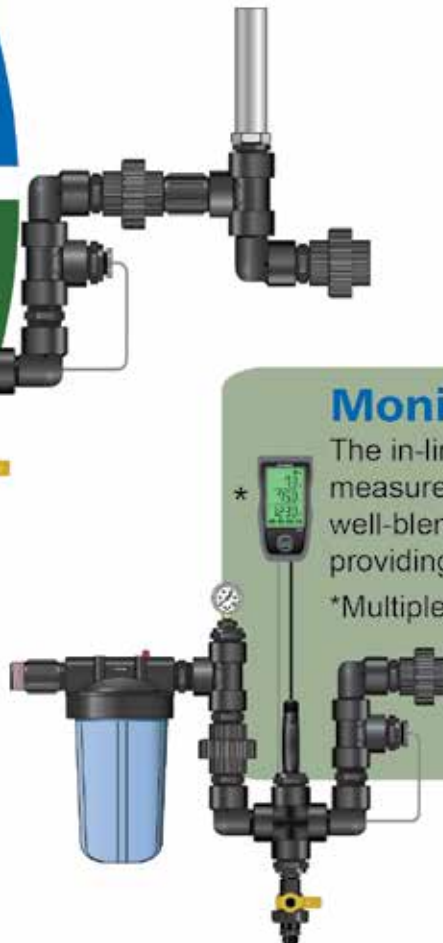
### Monitor Kit

The in-line nutrient monitor measures and displays your well-blended outgoing solution providing peace of mind.

\*Multiple monitor options available.

**Part #:**  
**HYKMON150**

3



NOTE: Installation illustrations are to be used as a reference guide only.

# Doser Selection Chart

<b>Lo-Flo Series</b> Flow Range: 2 to 10 GPM				
	<b>MODEL</b>	<b>D25RE09VFBPHY</b>	<b>D14MZ3000VFBPHY</b>	<b>D14MZ2VFBPHY</b>
<b>INJECTION RANGE</b>	4 to 34 mL/gal	1.25 to 11 mL/gal	7.5 to 75 mL/gal	37.5 to 375 mL/gal
	1 to 6.5 tsp/gal	0.25 to 2.25 tsp/gal	1.5 to 15 tsp/gal	7.5 to 75 tsp/gal
<b>MAX PRESSURE</b>	85 PSI	85 PSI	85 PSI	85 PSI
<b>CONNECTIONS</b>	3/4" NPT	3/4" NPT	3/4" NPT	3/4" NPT

<b>Hi-Flo Series</b> Flow Range: 5 to 40 GPM			
	<b>MODEL</b>	<b>D8RE3000VFBPHY</b>	<b>D8RE2VFBPHY</b>
<b>INJECTION RANGE</b>	1.25 to 4.85 mL/gal	7.5 to 75 mL/gal	37.5 to 190 mL/gal
	0.25 to 0.9 tsp/gal	1.5 to 15 tsp/gal	7.5 to 38 tsp/gal
<b>MAX PRESSURE</b>	116 PSI	116 PSI	116 PSI
<b>CONNECTIONS</b>	1 1/2" NPT	1 1/2" NPT	1 1/2" NPT

Dosatron® include: mounting bracket, suction hose, weighted strainer, one union\*, and quick start guide. Please review the basic installation drawing for recommended accessories. **MAXIMUM TEMPERATURE: 104 °F.** \*Each doser comes with a single union to connect to the next doser or kit.

	<b>Part Number</b>	<b>Description</b>
	<b>MDE0110MF.75KIT</b>	<b>Lo-Flo MicroDoser Kit</b> Etatron eOne Kit w/ Water Meter & Pressure Relief Valve Connections - 3/4" NPT
	<b>MDE0110MF1.5KIT</b>	<b>Hi-Flo MicroDoser Kit</b> Etatron eOne Kit w/ Water Meter & Pressure Relief Valve Connections - 1 1/2" NPT

NOTE: Installation illustrations are to be used as a reference guide only.