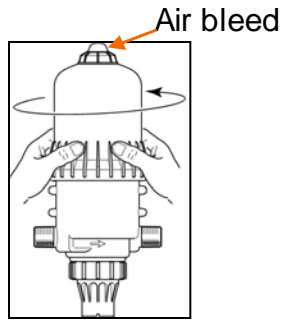




DI Series Piston Identification

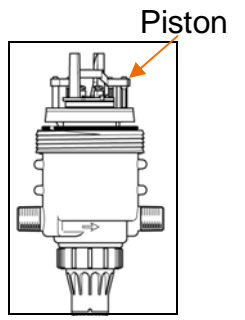
Step 1

Relieve the pressure inside the unit by pushing the air bleed button and open the blue bell housing.



Step 2

Look inside the unit - It can be equipped with one of four different pistons. Please review the pictures below to identify yours (P1, P2, PX or PY).




P1 Piston with red parts



P2 Piston with blue parts



PX Piston with white & tan parts and coil spring



PY Piston with white & tan parts and wire spring

